

Updated SIRA Water App

SCOTLAND ISLAND RESIDENT'S ASSOCIATION
October 2021

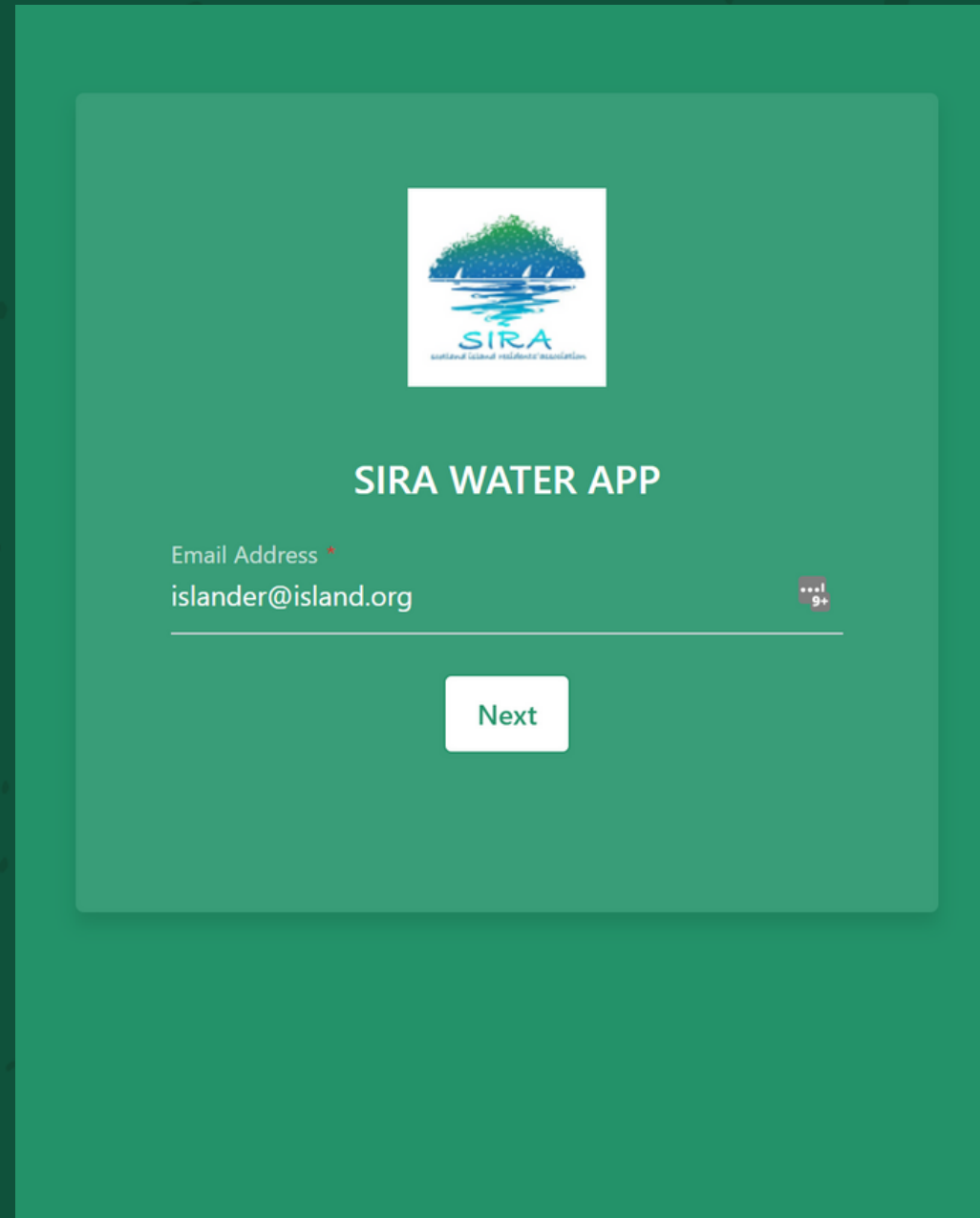


Logging in

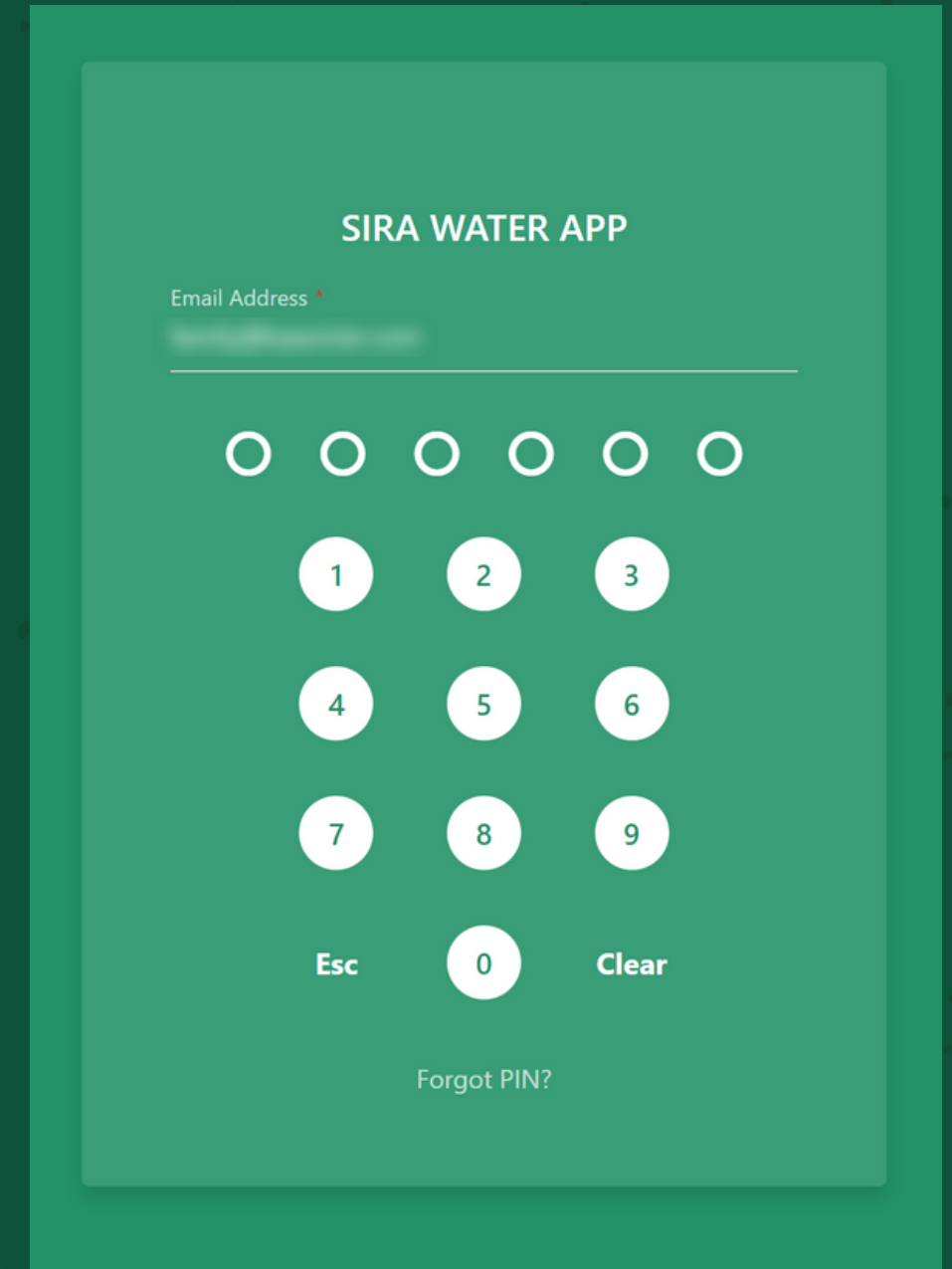
The login screen looks a bit different. As before, enter your email address and your 6-digit PIN.

If you can't remember your PIN, click 'Forgot PIN' and create a new one. You need to verify via the email you receive.

For security reasons, once logged in, you can continue for 30 minutes until you have to enter your PIN again.



The screenshot shows the login interface of the SIRA Water App. At the top center is the SIRA logo, which features a stylized island with trees and water. Below the logo, the text "SIRA WATER APP" is displayed. Underneath, there is a label "Email Address" followed by a red asterisk, and the email address "islander@island.org" is entered in a text field. To the right of the text field is a small red icon with the text "9+". Below the text field is a white button with the text "Next".





The screenshot shows the PIN entry interface of the SIRA Water App. At the top center, the text "SIRA WATER APP" is displayed. Below it, there is a label "Email Address" followed by a red asterisk, and the email address "islander@island.org" is entered in a text field. Below the text field is a row of six empty circles for PIN entry. Underneath the circles is a numeric keypad with buttons for digits 1 through 9, 0, and "Esc". To the right of the "0" button is a "Clear" button. Below the keypad is a link that says "Forgot PIN?".

Navigate

(desktop view)



(Phone View)




Booking duration

Book a time slot

Choose a duration for your booking

— 5 hrs +



Estimated delivery: **25,000** litres of water during pressure assisted hours (7am* to 10pm)
* 8am on weekends


[FIND AVAILABLE DATES](#)

Up to 5 hours duration, you can book any free time on any day. Estimated delivery (in litres) during pressure assisted times will be shown.

Book a time slot

Choose a duration for your booking

— 7 hrs +

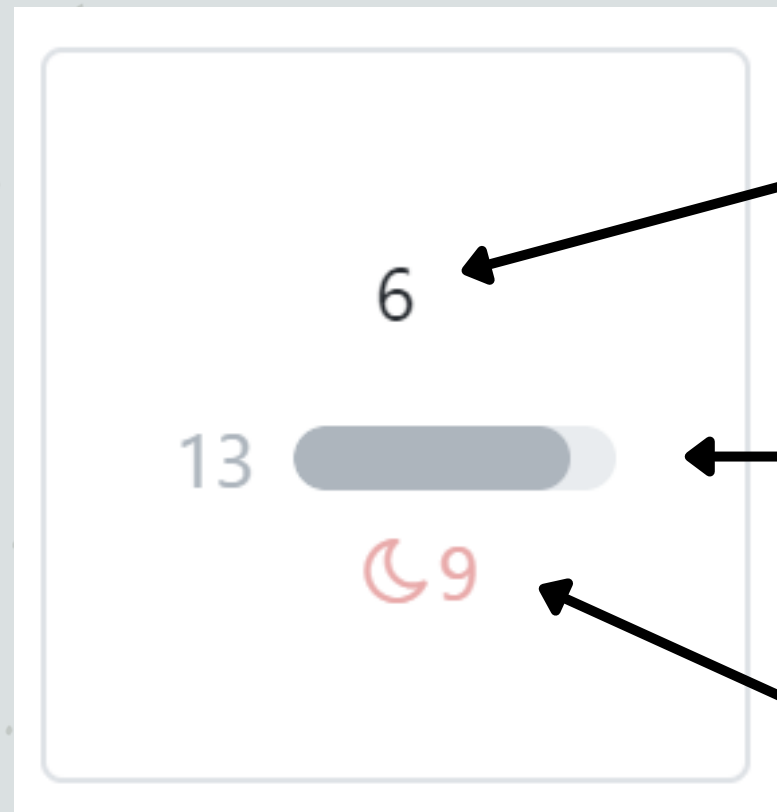


For night-time bookings only, duration longer than 5 hours

[FIND AVAILABLE DATES](#)

Book longer booking times during no-pressure assisted hours. You can book up to 9 hours.

Select a date



Date

Free pressure
assisted hours

Non-pressure
assisted free hours

The calendar will allow you to select a date up to 6 weeks into the future.

View the available hours on the day, split into pressure assisted and non-assisted hours.

Available Slots

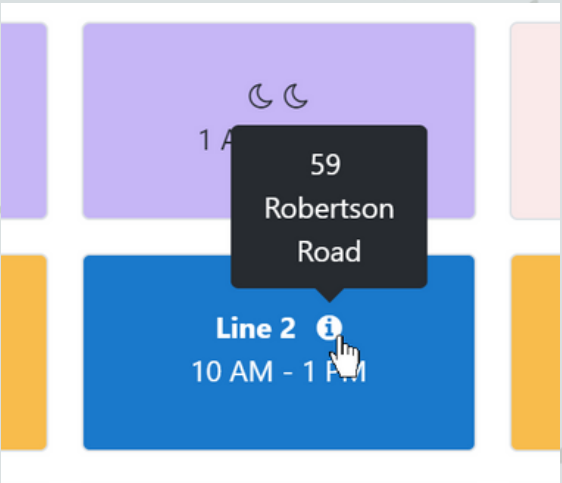
Existing booking



At the stage of selecting your timeslot, existing bookings made by others are also shown.

With this information, you can chose a slot based on existing bookings.

Check the extra information to see where on the line the other planned booking is.



(desktop view)

Change your booking

Up to 24 hours before the booking is scheduled to start, you can change the booking.

Click or Tap the 'Change' button. Your booking will stay in place until you confirm the change.

This means you do not have to worry about losing your slot in case you decide not to change your booking.

Bookings

☆ New

Booking: 5165
7 Nov 11 PM
8 Nov 8 AM

Cancel

Get Water

Change

Payments

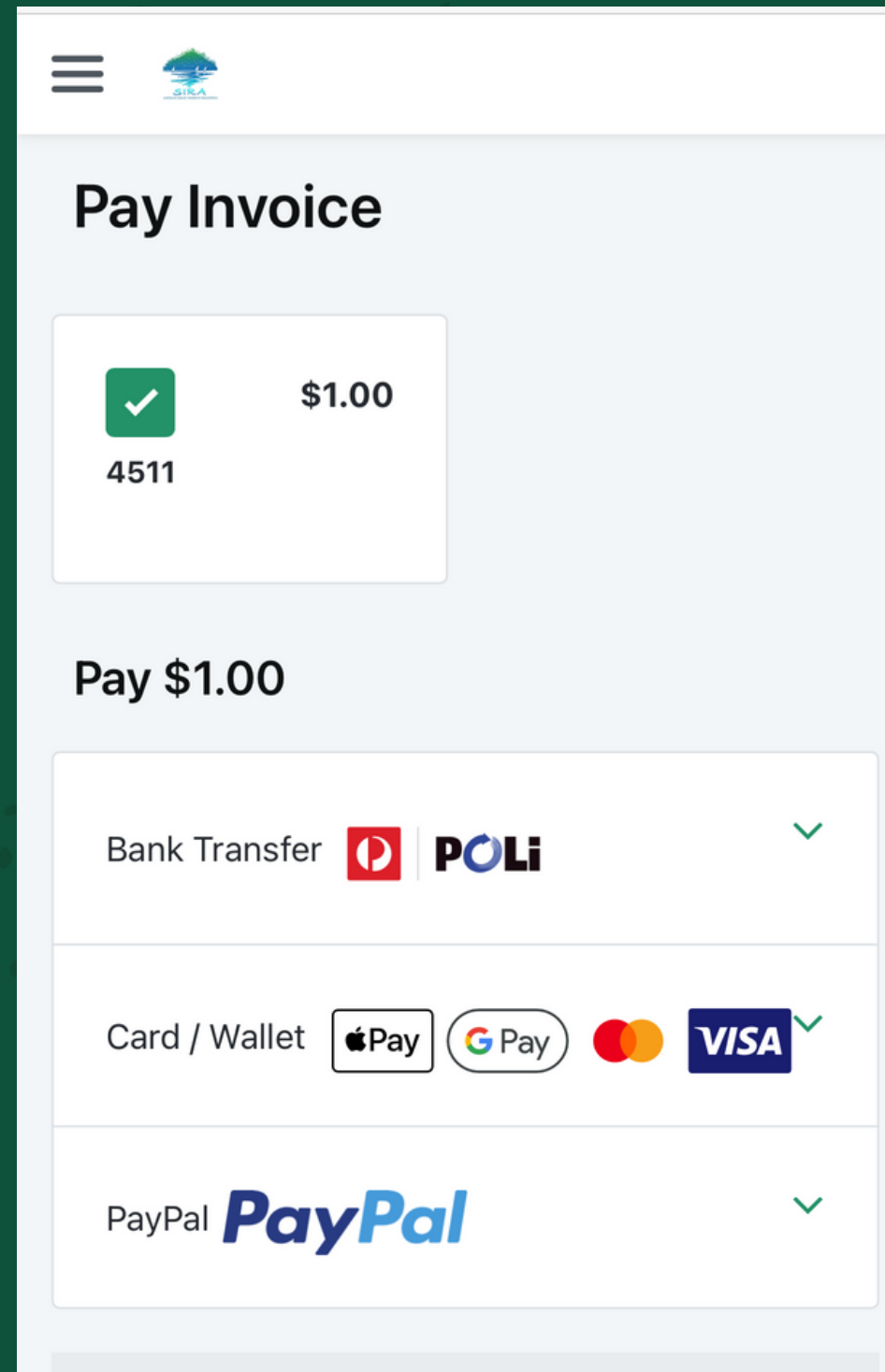
In addition to PayPal, Bank Transfer and all the major credit and debit cards, SIRA now also accepts payments via Google and Apple Pay wallets.

Select to pay with Card / Wallet and then tap Apple Pay or Google Pay.

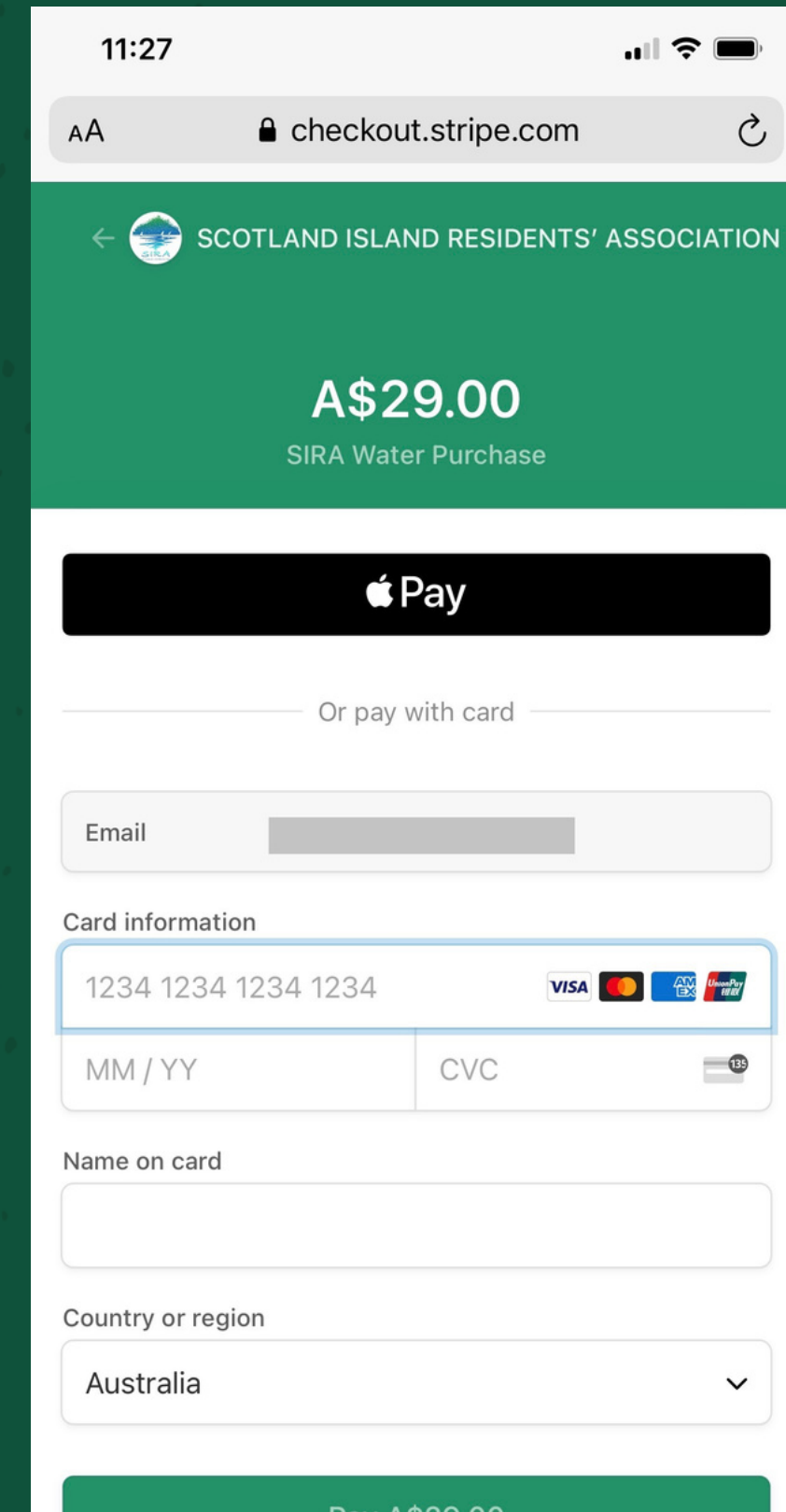
If you have set up Apple Pay, Apple pay will work on iPhones, iPads and Macintosh computers, using the Safari browser.

If you have set up Google Pay, Google Pay will work on Android Phones and Tablets and on PCs, using the Chrome browser.

NB: You can settle multiple invoices with one payment



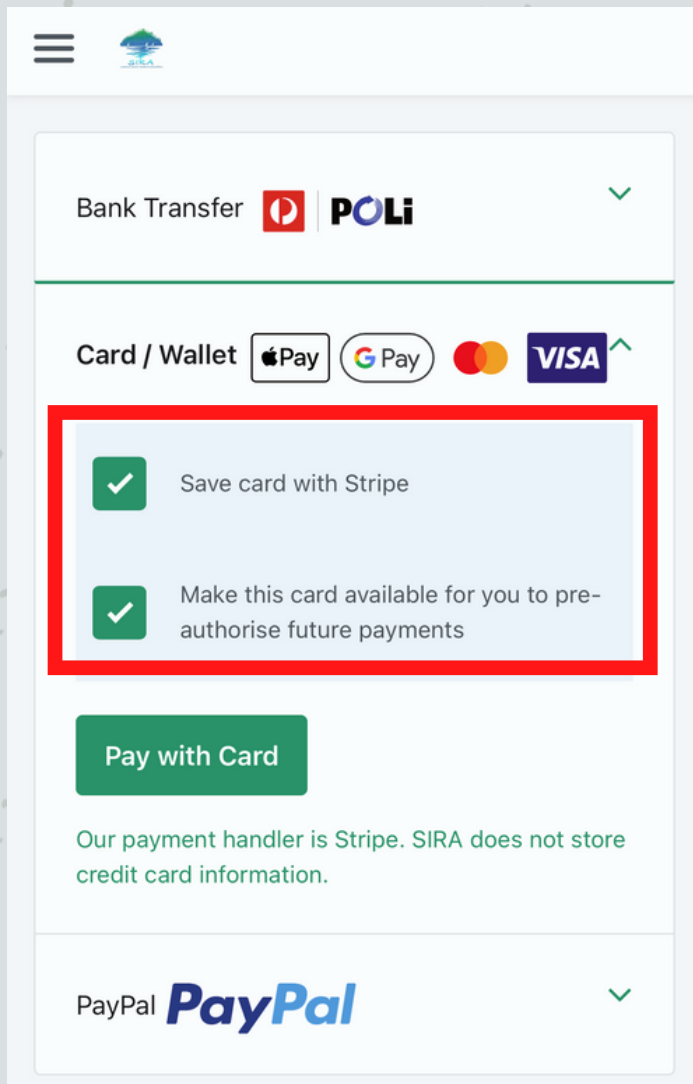
The screenshot shows the 'Pay Invoice' page for the SIRA (Scotland Island Residents' Association). At the top, there is a menu icon and the SIRA logo. The main heading is 'Pay Invoice'. Below this, there is a green checkmark icon and the amount '\$1.00'. Underneath, the number '4511' is displayed. The section is titled 'Pay \$1.00'. There are three payment options listed: 'Bank Transfer' with a POLI logo and a green checkmark, 'Card / Wallet' with Apple Pay, Google Pay, Mastercard, and Visa logos and a green checkmark, and 'PayPal' with the PayPal logo and a green checkmark.





The screenshot shows a mobile checkout page for the 'SCOTLAND ISLAND RESIDENTS' ASSOCIATION'. The page is displayed on a mobile device with a status bar at the top showing the time as 11:27 and signal strength. The browser address bar shows 'checkout.stripe.com'. The main heading is 'SCOTLAND ISLAND RESIDENTS' ASSOCIATION'. Below this, the amount 'A\$29.00' is displayed, followed by 'SIRA Water Purchase'. There is a large black button with the Apple Pay logo. Below this, there is a link 'Or pay with card'. The form includes an 'Email' field, a 'Card information' section with a card number field (1234 1234 1234 1234), a 'MM / YY' field, a 'CVC' field, and a 'Name on card' field. At the bottom, there is a 'Country or region' dropdown menu set to 'Australia'. A green button at the bottom right says 'Pay A\$29.00'.






Card Options

1




The screenshot shows a payment interface with a sidebar menu on the left. The main content area has three sections: 'Bank Transfer' with a POLi logo, 'Card / Wallet' with Apple Pay, Google Pay, Mastercard, and Visa logos, and 'PayPal' with the PayPal logo. The 'Card / Wallet' section is highlighted with a red border. Inside this section, there are two checkboxes, both of which are checked. The first checkbox is labeled 'Save card with Stripe' and the second is labeled 'Make this card available for you to pre-authorise future payments'. Below these checkboxes is a green button labeled 'Pay with Card'. At the bottom of the 'Card / Wallet' section, there is a small text line: 'Our payment handler is Stripe. SIRA does not store credit card information.'

Bank Transfer  



Card / Wallet     

☒ Save card with Stripe

☒ Make this card available for you to pre-authorise future payments



Our payment handler is Stripe. SIRA does not store credit card information.

PayPal  

Save for pre-authorisation with Stripe

The fastest, most convenient option.

Next time you will be able to pre-authorise the payment of the booking or

Pay at the end of the booking with one click.

If you saved your card for pre-authorisation in the past, the card will remain available for this.

Card Options

2

This screenshot shows the Stripe checkout interface for the Scotland Island Residents' Association. The payment amount is A\$1.00 for SIRA Water Invoice(s): 4525. The 'Card / Wallet' section is highlighted with a red box, showing two options: 'Save card with Stripe' (unchecked) and 'Make this card available for you to pre-authorise future payments' (unchecked). Below this is a 'Pay with Card' button and a note: 'Our payment handler is Stripe. SIRA does not store credit card information.' At the bottom, there is a 'PayPal' option.

Don't Save: you need to enter the information again next time.

This screenshot shows the Stripe checkout interface for the Scotland Island Residents' Association. The payment amount is A\$1.00 for SIRA Water Invoice(s): 4525. The 'Card / Wallet' section is highlighted with a red box, showing two options: 'Save card with Stripe' (checked) and 'Make this card available for you to pre-authorise future payments' (unchecked). Below this is a 'Pay with Card' button and a note: 'Our payment handler is Stripe. SIRA does not store credit card information.' At the bottom, there is a 'Pay' button.

This screenshot shows the Stripe checkout interface for the Scotland Island Residents' Association. The payment amount is A\$1.00 for SIRA Water Invoice(s): 4525. The 'Card / Wallet' section is highlighted with a red box, showing two options: 'Save card with Stripe' (checked) and 'Make this card available for you to pre-authorise future payments' (unchecked). Below this is a 'Pay with Card' button and a note: 'Our payment handler is Stripe. SIRA does not store credit card information.' At the bottom, there is a 'Pay' button.

Save card at Stripe: Next time, Stripe will offer you the option to use the card again. Or you can change it and enter a new one.

3

This screenshot shows the Stripe checkout interface for the Scotland Island Residents' Association. The payment amount is A\$1.00 for SIRA Water Invoice(s): 4525. The 'Card / Wallet' section is highlighted with a red box, showing two options: 'Save card with Stripe' (checked) and 'Make this card available for you to pre-authorise future payments' (unchecked). Below this is a 'Pay with Card' button and a note: 'Our payment handler is Stripe. SIRA does not store credit card information.' At the bottom, there is a 'Pay' button.